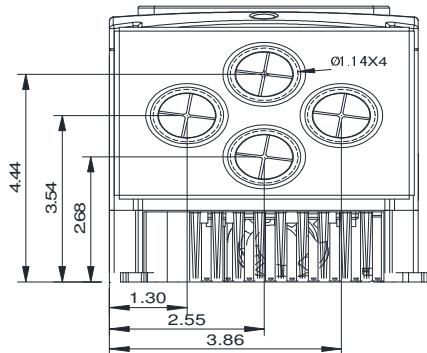
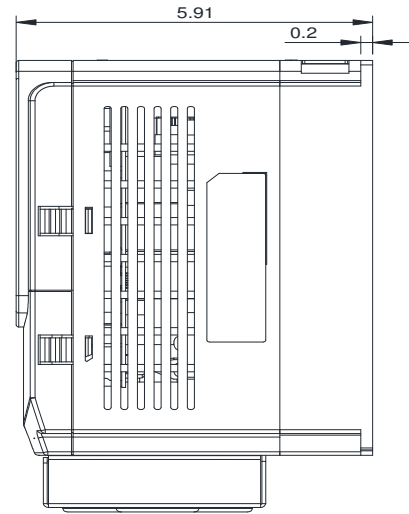
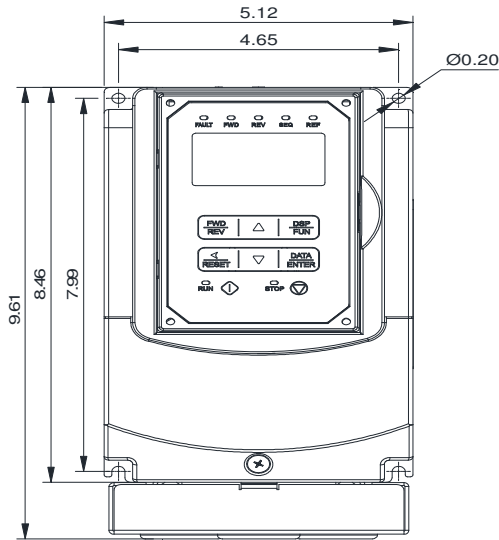


GENERAL DATASHEET VARIABLE SPEED DRIVE

SERIES F510		MODEL# F510-2002-C-U		
ISSUED 3/30/2017		ENCLOSURE/ FRAME NEMA 1 (IP20) / F1		
SINGLE PHASE INPUT AMPS ND (VT) 14.1		AC INPUT VOLTAGE 200-240	AC INPUT FREQUENCY 50/60	AC INPUT PHASE 1/3
THREE PHASE INPUT AMPS ND(VT) 8.1				
OUTPUT HP ND (VT) 2	OUTPUT AMPS ND (VT) 7.5	AC OUTPUT VOLTAGE 0-240	AC OUTPUT FREQUENCY 0-400	AC OUTPUT PHASE 3



Approved By:	Brian Smith	Drawing No:	F510-230-002-F1	Revision: 0
--------------	-------------	-------------	-----------------	-------------